

Help! I'm Stuck on the Technology Merry-Go-Round and I Can't Get Off!

by Kathy Schrock



What's Your Job Title?

- Library Media Specialist and Technology Coordinator
- Library Media Specialist and Technology Team Leader
- Library Media Specialist and Technology Trainer
- Library Media Specialist and Technology Integrator
- Library Media Specialist and Technology Facilitator
- Library Media Specialist and Technology Instructor

©2003, Kathy Schrock. All rights reserved.



Do you feel like you are...



©2003, Kathy Schrock. All rights reserved.

...juggling everything?



©2003, Kathy Schrock. All rights reserved.

Schedule of Events

Core proficiencies of the library media specialist

- 1st Act: Administrative Proficiency
- 2nd Act: Instructional Proficiency
- 3rd Act: Technological Proficiency
- 4th Act: Professional Proficiency

Practicing for the “show”

©2003, Kathy Schrock. All rights reserved.



Administrative Proficiency

- Establishes goals
- Supervises the LMC
- Develops policy for efficient operation
- Resources enhance teaching and learning
- Seeks input for collection development
- Maintains records
- Sits on committees
- Integrated skills instruction scheduled
- Trains/supervises library personnel
- Evaluates and weeds collection
- Friendly atmosphere

©2003, Kathy Schrock. All rights reserved.



Instructional Proficiency

- Collaborates with classroom teachers
- Develops student attitudes towards library use
- Provides info literacy instruction
- Serves as an instructional resource
- Leads the promotion of intellectual freedom

©2003. Kathy Schrock. All rights reserved.



Technological Proficiency

- Understands the role of technology
- Instructs students to be responsible learners
- Serves as a resource for staff
 - Evaluates products, services, and equipment
 - Promotes the use of the Web for communication
 - Facilitates the use of presentation tools

©2003. Kathy Schrock. All rights reserved.



Professional Proficiency

- Has a working knowledge of legislation
- Participates in professional organizations
- Reads professional literature
- Serves as a resource for copyright, grants, and professional development

©2003. Kathy Schrock. All rights reserved.



Online Support Page

- Online support page with links to sites
- <http://kathyschrock.net/carousel/>
- Bookmark this now in your browser.

©2003. Kathy Schrock. All rights reserved.



Administrative Proficiency

- Establishes goals
- Supervises the LMC
- Develops policy for efficient operation
- Resources enhance teaching and learning
- Seeks input for collection development
- Maintains records
- Sits on committees
- Integrated skills instruction scheduled
- Trains/supervises library personnel
- Evaluates and weeds collection
- Friendly atmosphere

©2003. Kathy Schrock. All rights reserved.



Instructional Proficiency

- Collaborates with classroom teachers
- Develops student attitudes towards library use
- Provides info literacy instruction
- Serves as an instructional resource
- Leads the promotion of intellectual freedom

©2003. Kathy Schrock. All rights reserved.



Information Literacy Skills

- Searching for information online
 - Tutorials
 - Illustrations
 - Links to help files
- Evaluation of information found online
 - Assessment tools
 - Rubrics
 - Tutorials
- Citation of information
 - Online tools and formats



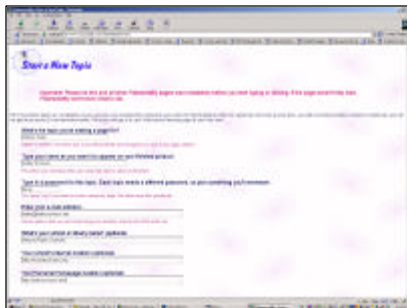
©2003. Kathy Schrock. All rights reserved.

Filamentality



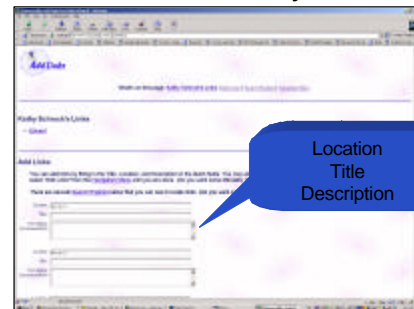
©2003. Kathy Schrock. All rights reserved.

Filamentality



©2003. Kathy Schrock. All rights reserved.

Filamentality



©2003. Kathy Schrock. All rights reserved.

Hotlist Tool

- Filamentality
 - <http://www.kn.pacbell.com/wired/fil/>
- Some librarian-created hotlists
 - <http://www.kn.pacbell.com/wired/fil/pages/listlibraryna.html>
 - <http://www.kn.pacbell.com/wired/fil/pages/listmorethaki.html>



©2003. Kathy Schrock. All rights reserved.

Technological Proficiency

- Understands the role of technology
- Instructs students to be responsible learners
- Serves as a resource for staff
 - Evaluates products, services, and equipment
 - Promotes the use of the Web for communication
 - Facilitates the use of presentation tools



©2003. Kathy Schrock. All rights reserved.

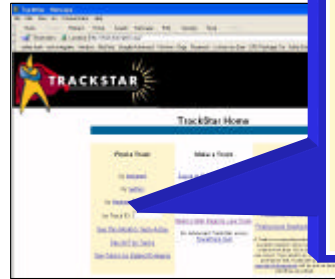
Web Page Assignment 1

- Annotated links to sites and articles that deal with the handheld computer in support of teaching and learning
- Things to include
 - Hardware sites
 - Software sites
 - Lesson plan sites
 - Research sites



©2003. Kathy Schrock. All rights reserved.

TrackStar



Find a Track

by [keyword](#)

by [author](#)

by [themes & standards](#)

by Track ID:

[See This Month's Track-A-Day](#)

[See All Top Tracks](#)

[See Tracks by Subject/Category](#)

©2003. Kathy Schrock. All rights reserved.

TrackStar



©2003. Kathy Schrock. All rights reserved.

TrackStar



©2003. Kathy Schrock. All rights reserved.

TrackStar



©2003. Kathy Schrock. All rights reserved.

Web Page 1 Creation Tool

- Trackstar
 - <http://trackstar.hprtec.org/>
- Tutorial
 - <http://trackstar.hprtec.org/tut.html>



©2003. Kathy Schrock. All rights reserved.

Web Page Assignment 2

- PowerPoint for teaching and learning
- Annotated Web page should include
 - Tutorials
 - Clipart sites
 - Template sites
 - Sounds sites
 - Lesson plan sites
 - Rubrics for student presentations



©2003. Kathy Schrock. All rights reserved.

MHLN: Site Builder

Web Site Tools

View your web site preferences and access the advanced building tools.

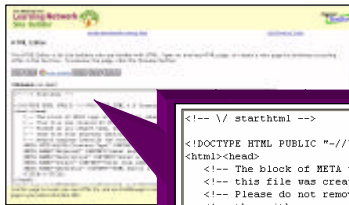
[View your disk space usage](#)

Picture Gallery

Manage your photos: Upload new photos or preview or delete existing photos.

©2003. Kathy Schrock. All rights reserved.

MHLN: Site Builder



Code HTML
by hand

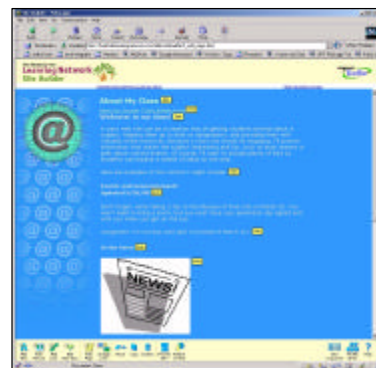
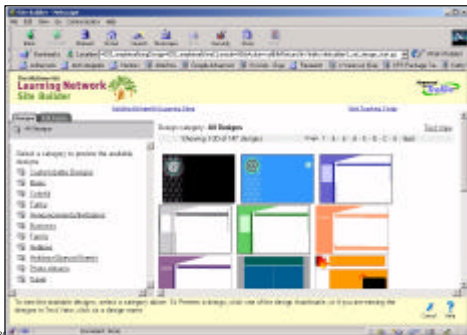
```

<!-- \ / starthtml -->
<!DOCTYPE HTML PUBLIC "-//W3C//DTD HTML 4.0 Transition
<html><head>
  <!-- The block of META tags is required to identify
  <!-- this file was created by HTML Editor.
  <!-- Please do not remove them, but feel free to ap
  <!-- them with your personal data below. Meta tags
  <!-- search engines identify the content of your pe
  <META HTTP-EQUIV="Content-Type" CONTENT="text/html;
  <META NAME="keywords" CONTENT="enter keywords here"
  <META NAME="description" CONTENT="enter a descripti
  <META NAME="author" CONTENT="enter your name here"/
  <META NAME="generator" CONTENT="HTML Editor 1.0"/>
</HEAD></HTML>
    
```

©2003. Kathy Schrock. All rights reserved.

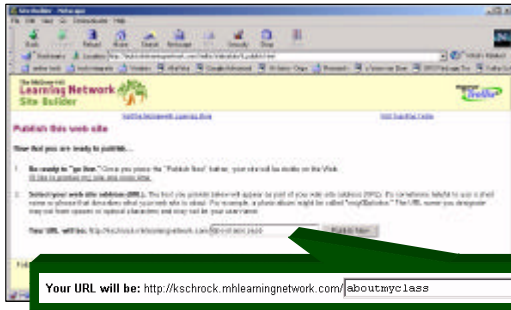
MHLN: Site Builder

MHLN: Site Builder



©2003. Kathy Schrock. All rights reserved.

MHLN: Site Builder



©2003. Kathy Schrock. All rights reserved.

Web Page 2 Creation Tool

- McGraw-Hill Learning Network
 - <http://www.mhln.com>
- Menu items
 - Click on TEACHER
 - Create a new account
 - Choose RESOURCES
 - Chose SITE BUILDER



©2003. Kathy Schrock. All rights reserved.

Professional Proficiency

- Has a working knowledge of legislation
- Participates in professional organizations
- Reads professional literature
- Serves as a resource for copyright, grants, and professional development



©2003. Kathy Schrock. All rights reserved.

Presentation Assignment 3

- Literature search in an area of interest
 - Filtering
 - YA literature
 - The role of picture books in the high school
 - Computer in school libraries
 - Selection policies
 - Research and style manuals
- Primarily articles or posts, then samples



©2003. Kathy Schrock. All rights reserved.

Sample Literature Search

The One-Computer Classroom: A Review of the Internet Literature

compiled by Kathy Schrock (kathy@kathyschrock.net)

Anderson, What is it? That's not a drinking fountain or how to survive in a one computer classroom.
Retrieved September 21, 2000 from the World Wide Web: <http://www.hprtec.org/ag/onecomp/index.html>

An interesting article that goes forth ideas for teachers to use the one computer in their classroom. One unique idea is to have the students, after identifying appropriate resources, print out what they need because ink and toner are cheaper than computers. Also, the important idea to match the task and the available resources is outlined.

Burkhart Linda. (1999, January) *Strategies and applications for the one computer classroom.*
Retrieved September 21, 2000 from the World Wide Web: <http://www.burkhart.com/temstn1a.htm>

A multitude of ideas for use of the one computer in a classroom. The areas included are the use of a computer as a teacher tool, a multimedia chalkboard, for individual student use, as a learning station, and as a cooperative learning tool. Written for the primary level teacher.

Burkhart Linda. (1998, March) *Tip sheet: classroom management.*
Retrieved September 21, 2000 from the World Wide Web: <http://www.burkhart.com/temstn1d.html>

A lot of practical strategies for management of students working on the one computer in the classroom. Ideas range from having groups working on various print and computer resources to pairing students with computer literate students to assist them.

©2003. Kathy Schrock. All rights reserved.

Choice of Presentation Tool

- Filamentality
 - <http://www.kn.pacbell.com/wired/fil/>
- Trackstar
 - <http://trackstar.hprtec.org/>
- McGraw-Hill Learning Network:
Site Builder or Presentation Poster
 - <http://www.mhln.com/>



©2003. Kathy Schrock. All rights reserved.

Finished Project

- Supply me with the URL sheet
- Links from a Filamentality hotlist
- Link to hotlist from Web page:
 - <http://kathyschrock.net/carousel/>

©2003. Kathy Schrock. All rights reserved.





ISTE NETS*T

http://cnets.iste.org/teachers/t_stands.html

Educators...

- demonstrate a sound understanding of technology operations and concepts
- plan and design effective learning environments and experiences supported by technology
- use technology to enhance their productivity and professional practice

©2003. Kathy Schrock. All rights reserved.



©2003. Kathy Schrock. All rights reserved.

The End

<http://kathyschrock.net/carousel/>

